


ULTRA PT



 Watch the Demo

The **ULTRA PT Inspection Hoist** is used to effectively demonstrate and test the shade in the convenience of your workshop, prior to the installation. It is important to make sure the shade was assembled correctly and runs smoothly before installation. The motorized lift bar is controlled by an electric foot switch and can lift up shades up to 135 lbs. Safety is always a top concern, we have implemented emergency stops so that in the event of a power outage the lift bar will not dead fall.



LIFTING CAPABILITIES:

Max. Lifting Weight: 135 lbs
Max. Lifting Height: 4.0M (13' 1")
Max. Lifting Width: 4.0M (13' 1")



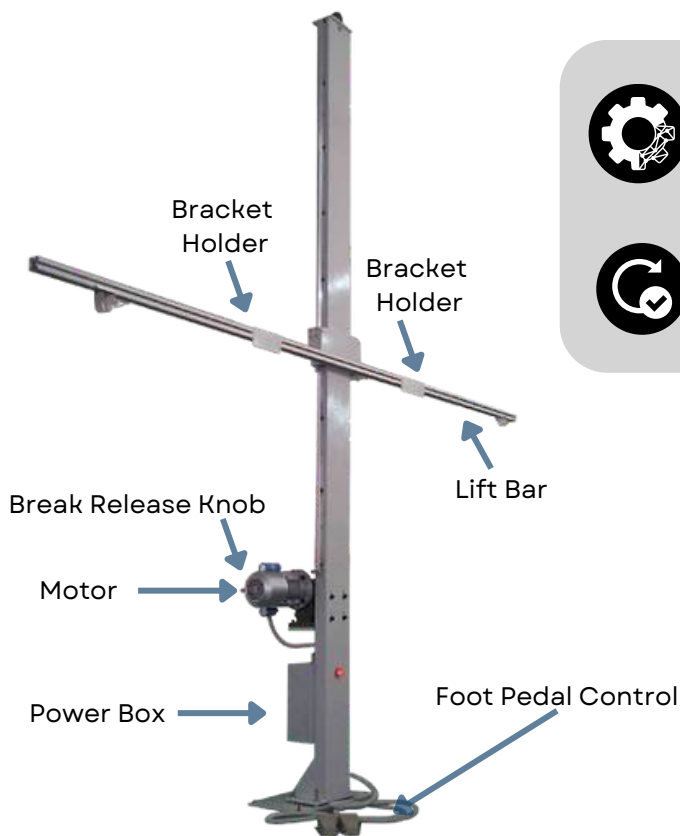
TECHNICAL SPECS:

Height of Hoist: 4.5M (14' 9")
Width of Lift Bar: 4.0M (13' 1")
Voltage: 110V or 220V ,
Single Phase
Wattage: 370 Watts








OPTIONAL UPGRADES:

Custom Sizes Available



Features

-  Wide Lift Bar
-  Lift Shades up to 135 lbs
-  Lift Shades up to 13ft long
-  Electric Foot Switch
-  Emergency Stop Bar

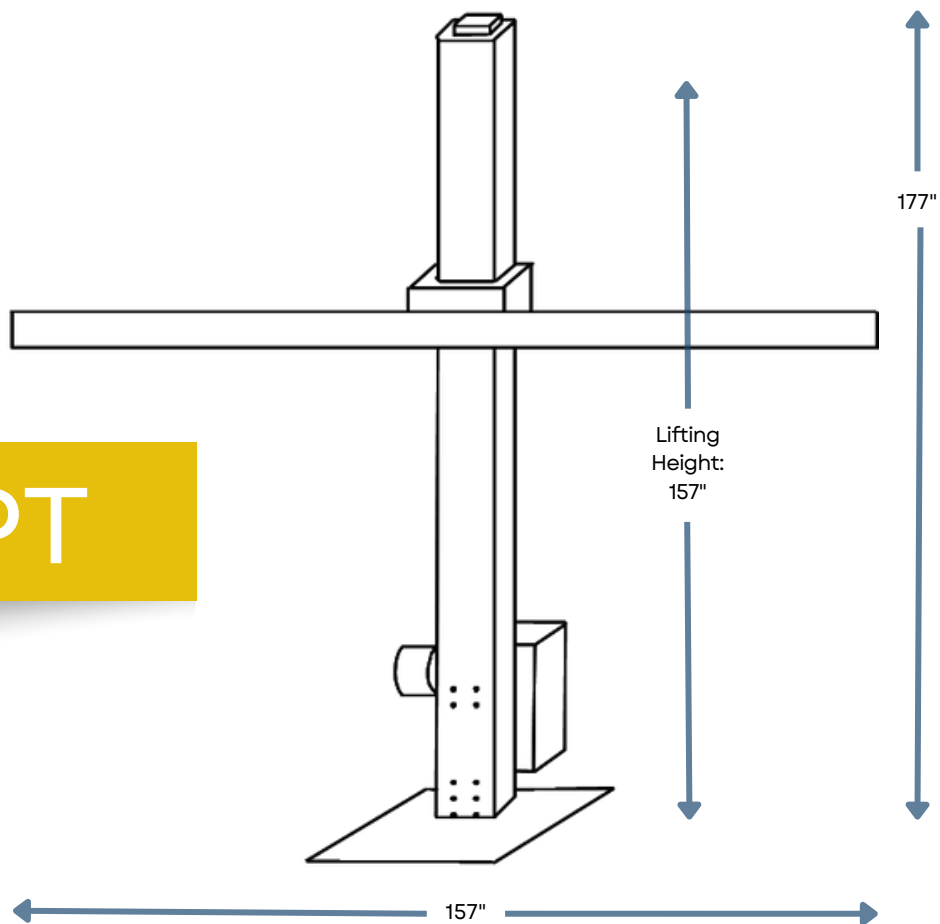




ULTRA PT

Dimensions

Approximate dimensions included for reference, final measurements may vary. Ultratab equipment is made-to-order, please consult your Senbesta Sales Rep. for more details.



SHIPPING

FOB Glendora, CA: 10-12 week lead-time on average. Equipment will be shipped from Senbesta's Glendora, CA warehouse.



INSTALLATION & TRAINING

1-2 days of set-up and initial operator training are included. Training will be performed by a Senbesta technician onsite at the customer's facility. All travel expenses will be covered by the customer for the technician from California.



MANUFACTURER WARRANTY

Within the first 12 months you receive the machine, we will repair/replace any manufacturing defect without charge for parts or labor.